



M500

CABIN CLASS | SINGLE ENGINE | PRESSURIZED TURBOPROP



Piper[®]
FREEDOM OF FLIGHT

AVIONICS

GARMIN G1000 NXi IS THE NEXT GENERATION OF GLASS COCKPITS

The G1000 NXi system takes the legacy G1000 glass flight deck platform to a higher level of performance and capability. It combines added processing power with brighter, smoother high resolution displays and enhanced optional features including; SurfaceWatch runway identification and alerting technology, Connex (Flight Stream 510) wireless cockpit connectivity, HSI mapping on your primary flight display, animated NEXRAD datalink weather and autopilot coupled visual approaches down to pilot selectable minimums.



M500 G1000 NXi SHOWN

CONNECTED AIRCRAFT

G1000 NXi's ability to simplify and streamline your piloting workload starts even before you climb into the cockpit. With the addition of an optional Flight Stream 510 wireless gateway, your G1000 NXi system becomes capable of streaming information in real time between your avionics and compatible mobile devices running the Garmin Pilot™ or ForeFlight Mobile apps.

This means you can do advance flight planning on your iPad®, tablet or other smart device — in the comfort of your home or office — and then wirelessly load the data into your avionics once you get to the airport. You can also update databases by simply

downloading to your mobile device — then transfer the data to your aircraft when you get to the airport.

The all-digital GMA 350C Bluetooth audiopanel provides more functionality in the cockpit, giving pilots the option to wirelessly connect a smartphone or tablet to the audio panel to easily make phone calls or to stream audio entertainment. Additionally, the GMA 350C can be paired with the Garmin Pilot app to transmit terrain, obstacle or traffic alerts while in flight. Pilot-controlled audio distribution ensures the appropriate communications are dispersed to passengers and crew accordingly.

Flight Stream 510 (Optional)

Assemble all flight information on your mobile device in advance, then wirelessly sync with the cockpit once you get to the airport.

SurfaceWatch (Optional)

With G1000 NXi, Garmin has expanded its suite of Terminal Safety Solutions with the addition of SurfaceWatch. This feature is designed to further support safe on-airport operations by helping pilots navigate unfamiliar airports and avoid runway incursions. SurfaceWatch can provide runway distance-remaining annunciations, beginning at 5,000' down through 500' remaining.



HSI MAPPING

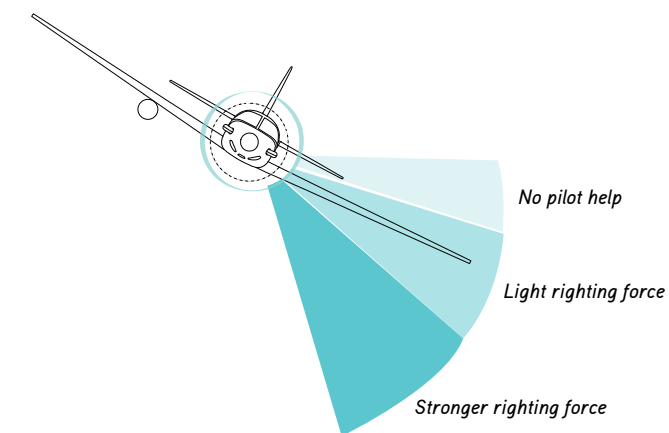
The HSI mapping feature on the G1000 NXi system enables an MFD-like perspective map view to be displayed right in your primary field of view (on the PFD) within the HSI portion of the display in front of you. The detailed graphical landscape helps focus your instrument scan — while allowing you to view mapping, terrain, obstacles, traffic, weather overlays, nav aids, airport diagrams and more. It's a great aid for pilot situational awareness, especially when workload increases for the pilot.

NEXRAD DATALINK WEATHER

G1000 NXi supports a variety of satellite datalink options displaying animated NEXRAD imagery, current airport conditions, forecasts, precipitation, lightning, winds and more. Both the U.S. sourced ADS-B network and SiriusXM® satellite weather services can be accessed from the system (SiriusXM subscription and optional hardware required). Plus, an optional Iridium satellite link receiver can also bring seamless on-demand worldwide weather information to the cockpit for international operations.

To locate your closest dealer and service center or to experience the Freedom of Flight, visit us at www.piper.com

ENHANCED AUTOMATIC FLIGHT CONTROL SYSTEM (AFCS)



Electronic Stability Protection (ESP) (Optional)

Any pilot who's ever been startled to attention by a stall warning horn in a busy cockpit will appreciate the proactive stability augmentation of the ESP monitoring technology. This feature functions independently of the autopilot system ó although it uses the same control servos to gently nudge the controls toward stable flight whenever pitch, roll or high-speed deviations exceed the recommended limits when the aircraft is being hand-flown.

Underspeed Protection (USP)

An modern safety feature that prevents the airplane from stalling when the autopilot is engaged. If the power setting and autopilot modes selected cause the aircraft to slow below a safe airspeed, the system will lower the nose of the aircraft to maintain flight. When sufficient power is applied the aircraft will climb to regain the preselected altitude.

Automatic Level Mode (Blue Button)

Level Mode will return the aircraft to a wings level attitude with zero vertical speed with the push of a button. It automatically engages the autopilot to return the aircraft to straight and level flight in case of pilot disorientation.

Approach and Landing

Using WAAS GPS-based guidance from the NXi system, the GFC 700 autopilot seamlessly transitions from enroute flying to the terminal area. In case of an unexpected delay, the autopilot can fly a coupled hold, giving the pilot time to load, brief, and prepare for the approach. When the weather is good, the NXi series maximizes situational awareness by adding Visual Approach capability. This system generates a 3-degree glidepath - which can be autopilot-coupled - down to pilot-selectable minimums to most runways. You can also select vectors or straight-in for the final approach intercept giving you even more options for accessing the widest possible variety of airfields.

BY THE NUMBERS

FUEL COST

Calculations based on block fuel divided by time. Includes climb, cruise, and descent fuel.

M500: 40 gph
TBM 910: 62 gph

MAINTENANCE LABOR COST PER HOUR

Cost based on a labor rate of \$95 per man-hour. Figures include routine scheduled and unscheduled maintenance for airframe and avionics:

M500: \$66.50 / flight hour
(Cost based on .70 man-hours per flight)
TBM 930: \$69.35 / flight hour
(Cost based on .73 man-hours per flight hour)

ENGINE RESTORATION

Figures are based on typical overhaul and hot section inspection costs.

M500: \$158.00 / flight hour
TBM 910: \$185.00 / flight hour

PROPELLER ALLOWANCE

Figures include both parts and labor required for overhaul, including the cost of any life limited parts.

M500: \$3.20 / flight hour
TBM 910: \$4.34 / flight hour

PARTS AIRFRAME/ENGINE/ AVIONICS

Figures include airframe, avionics, and minor engine consumable parts required for routine schedules and unscheduled maintenance.

M500: \$46.71 / flight hour
TBM 910: \$73.59 / flight hour



HANDCRAFTED QUALITY WITH EMPHASIS ON SAFETY, THE M500 IS THE IDEAL AIRCRAFT FOR THE AMBITIOUS AVIATOR

DIMENSIONS

Wingspan: 43 ft | 13.1 m
Height: 11.3 ft | 3.4 m
Length: 29.6 ft | 9.0 m



Front View



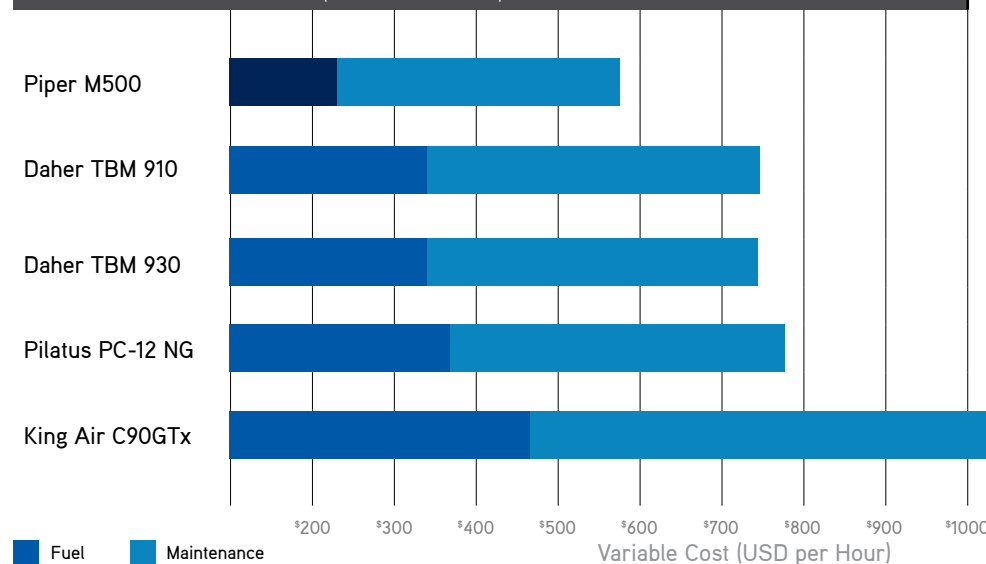
Side View

Ariel View

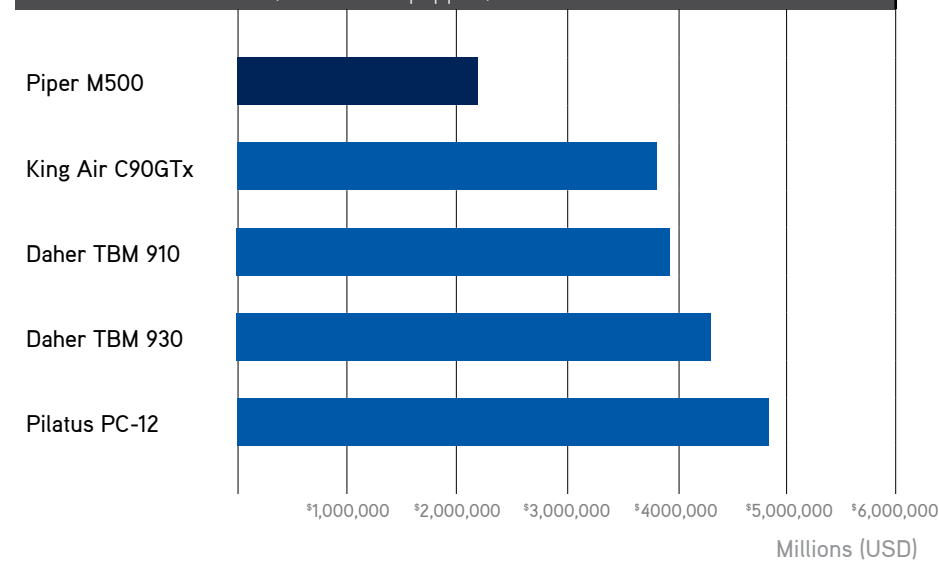


With a normal cruise fuel burn of just 35 gph, the M500 is the most fuel-efficient turbo prop available today – 40% more efficient to be exact –and more than \$1.5 million less acquisition cost than the closest competitor, the **M500 will get you there with simplicity and economy.**

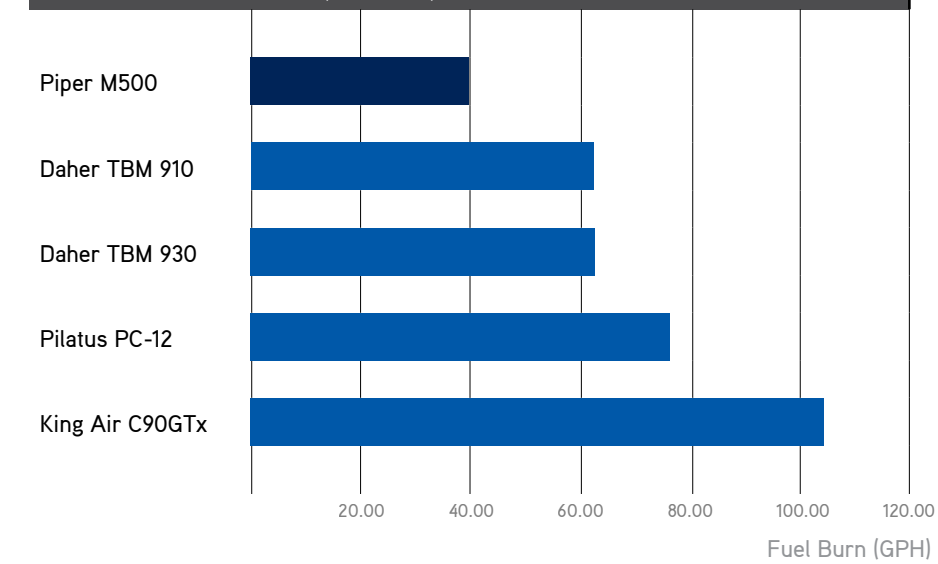
TOTAL COST PER HOUR (Fuel Cost: \$4.73)



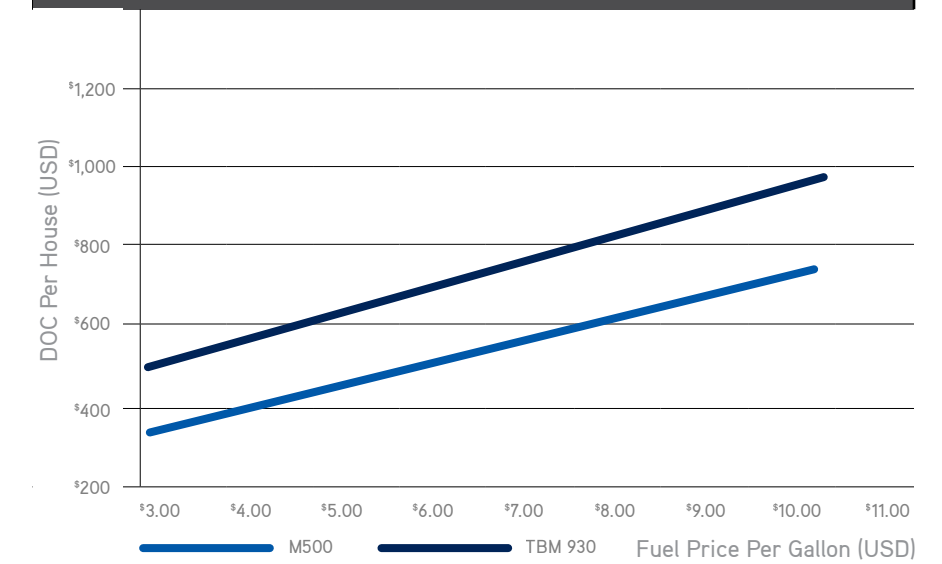
RETAIL LIST PRICE (Standard Equipped)



AVERAGE FUEL BURN (Per Hour)



DIRECT OPERATING COAST as a function of fuel cost



SOURCE: Conklin and deDecker v 1.29.2021

SOURCE: Conklin and deDecker v 18.2

All data is preliminary and subject to change.



MEASURING UP

Performance Data	Standard	Metric
Max Cruise Speed	260 ktas	482 km/h
Max Range with 45 min Reserve	1,000 nm	1,852 km
Max Operating Altitude	30,000 ft	9,144 m
Cabin Altitude at 28,000 ft / 7,925 m	8,244 ft	2,513 m
Rate of Climb (Sea level, MTOW)	1,600 ft/min	488 m / min
Landing Distances Over 50 ft Obstacle	2,110 ft	643 m

Cabin Dimensions	Standard	Metric
Cabin Volume	165 cu ft	4.67 cu m
Cabin Length	12 ft 3 in	3.73 m
Cabin Width	4 ft 1 in	1.25 m
Cabin Height	3 ft 11 in	1.18 m
Door Dimensions	3 ft 10 in x 2.0 ft	1.16 m x 0.61 m
Internal Baggage	20.0 cu ft (100 lbs)	0.57 cu m (45 kg)

Weights	Standard	Metric
Max Ramp Weight	5,134 lbs	2,329 kg
Max Takeoff Weight	5,092 lbs	2,310 kg
Max Landing Weight	4,850 lbs	2,200 kg
Max Zero Fuel Weight	4,850 lbs	2,200 kg
Standard Empty Weight	3,436 lbs	1,559 kg
Fuel Capacity, Usable	170 gallons	644 liters
Payload With Full Fuel	549 lbs	249 kg

All data is preliminary and subject to change.

STANDARD FEATURES



AVIONICS

GARMIN G1000 NXi IS THE NEXT GENERATION OF GLASS COCKPITS

STANDARD FEATURES

GARMIN G1000 NXi AVIONICS SUITE with GFC 700 AutoPilot and Enhanced AFCS Enablement
 GMC 710 AP Controller and Yaw Damper System
 GCU 476 Keypad
 Garmin GI-275 Standby
 GMA-350C Digital Audio Panel
 GTX 345R Transponder (ADS-B IN & OUT)
 GWX 75 Weather Radar
 FIKI - Flight Into Known Icing
 Garmin FliteCharts
 Garmin SafeTaxi
 PiperAire Air Conditioning
 Bose A20 Headsets (2)
 USB Charging Ports
 Integrated Digital Cabin Pressurization
 Rosen Shades



INTERIOR

Premium Standard Interior:

Premium Leather - Wellington, Inverness - Lt Grey, Inverness - Dk.Grey, Geneva, Firenze, Sequoia - Black, Sequoia - Vanilla

M500 PREMIUM STANDARD INTERIOR




Wellington



Inverness (Lt. Grey)




Inverness (Dk. Grey)




Sequoia Black



Geneva



Firenze



Sequoia Vanilla

AVIONICS EQUIPMENT OPTIONS

SurfaceWatch	\$6,131
GWX 75 Weather Radar Enhancement (Ground Clutter Suppression and Turbulence Detection)	\$15,589
Jeppesen ChartView	\$4,719
SVT - Garmin Synthetic Vision	\$20,898
TAWS-B (Terrain Awareness and Warning System)	\$14,353
Flight Stream 510 with Connex	\$2,574
(Includes one year subscription to Garmin Pilot)	
GDL 69A SXM Satellite Radio / Weather (Includes 3 month trial subscription)	\$13,032
GSR 56 Iridium Transceiver	\$19,176
L3 WX-500 Stormscope	\$13,032
GTS 825 Traffic Advisory System	\$39,385
GTX 335 Second Digital Transponder	\$10,611
GTX 345D Diversity Transponder & GTX 335 Digital Transponder	\$16,343
Becker ADF 3500	\$16,879
BendixKing KN 63 Remote DME	\$12,526
110 volt AC Power Outlet	\$6,899
Lee AeroSpace CoolView Windows	\$17,550
Hartzell 5-blade Composite Propeller	\$37,881
AMSAFE: AmSafe Seatbelts - Pilot and Co-Pilot Positions	\$6,833
United Kingdom Lighting Package	\$1,608
Non Standard Paint Color - Top	\$7,837
Non Standard Paint Color - Bottom	\$7,837
Non-Standard Approved Paint Scheme Quoted Upon Request	

PREMIER PACKAGE OPTIONS

AWARENESS PACKAGE

\$83,803
 SurfaceWatch, Jeppesen Chartview, Garmin Synthetic Vision, TAWS-B (Terrain Awareness and Warning System), GTS 825 Traffic Advisory System

WEATHER PACKAGE

\$25,554
 GDL 69A SXM Satellite Weather, L3 WX-500 Stormscope

INTERNATIONAL PACKAGE

\$47,423
 GSR 56 Iridium Transceiver, BendixKing KN 63 Remote DME, GTX 345D Diversity Digital Transponder & GTX 335 Diversity Digital Transponder

PREMIUM PACKAGE

\$70,361
 110 Volt AC Power Outlet, Flight Stream 510, Hartzell 5-Blade Composite Prop, Lee Aerospace Coolview Windows, AmSafe Seatbelts - Pilot and Co-pilot positions

PROVISIONS

\$2,154,439*

Standard Equipped List Price

ENGINE

Pratt & Whitney Canada PT6A-42A
Horsepower: Flat Rated at 500 shp
TBO: 3,600 hours
Hot Section Inspection: 1,800 hours

PROPELLER

Hartzell 4-Blade Constant Speed | Reversible
Diameter: 82.5 in | 208 cm

WEIGHTS

Max Takeoff Weight: 5,092 lbs | 2,310 kg
Max Ramp Weight: 5,134 lbs | 2,329 kg
Standard Equipped Weight: 3,436 lbs | 1,559 kg
Standard Useful Load: 1,698 lbs | 770 kg

SPEEDS

Max Cruise Speed: 260 ktas | 482 km/h

FUEL CAPACITY, USABLE

170 US gal | 644 liters

RANGE WITH 45 MIN RESERVE

1,000 nm | 1,852 km

MAXIMUM APPROVED ALTITUDE

30,000 ft | 9,144 m

TAKEOFF DISTANCE

Ground Roll: 1,650 ft | 503 m

Total Over 50 ft Obstacle: 2,438 ft | 743 m

LANDING DISTANCE

Ground Roll: 1,020 ft | 311 m

Total Over 50 ft Obstacle: 2,110 ft | 643 m

CABIN PRESSURIZATION

Maximum Cabin Differential: 5.5 psi

*Fly-Away-Factory (F.A.F.) Vero Beach, FL. Dealer delivery & local taxes extra.

WHICH MCLASS IS RIGHT FOR MY MISSION?

	M350	M500	M600/SLS
Number of Passengers	5+1	5+1	5+1
Engine Type	Piston	Turbo Prop	Turbo Prop
Engine Model	Lycoming TIO-540-AE2A	Pratt & Whitney Canada PT6A-42A	Pratt & Whitney Canada PT6A-42A
Horsepower	350 hp	500 shp	600 shp
Avionics Suite	G1000 NXi	G1000 NXi	G3000
Pressurization	Yes	Yes	Yes
FIKI Certified	Yes (Optional equipment)	Yes	Yes
Max Cruise Speed	213 ktas	260 ktas	274 ktas
Max Range	1,343 nm	1,000 nm	1,658 nm
Useful Load	1,308 lbs	1,698 lbs	2,400 lbs
Landing Distance	1,968 ft	2,110 ft	2,659 ft
Price (Standard Equipped)	\$1,212,925	\$2,154,439	\$3,112,216

GLOBAL CUSTOMER SUPPORT

The purchase of a Piper aircraft comes standard with peace of mind. This reassurance begins with knowing that the Piper Aircraft Customer Support Desk is available 24 hours a day, seven days a week to answer questions and help diagnose any issues. To help within service product support there is a network of more than 80 independently owned and operated Piper Service Centers, guaranteeing support and assistance all around the world. What's more, to supplement dealer parts inventory, our association with Aviall and its network of 40 customer service centers worldwide ensures that parts are on hand when and where they are needed. We are not just in the business of building aircraft, but also building relationships that last – far beyond the delivery of a new plane.

PIPER FLY-AWAY WARRANTY PROGRAM

As part of our commitment to our customers, Piper offers outstanding warranties on all new M500 aircraft. The combination of advanced technology, performance, and quality has made the Piper M500 the most sought after aircraft in its class. We offer a comprehensive three-year warranty on airframe and systems. Garmin offers a three-year warranty (parts

and labor) on their avionics. The Pratt & Whitney PT6A-42A powerplant comes with an industry-leading seven-year/2,500 hour warranty. Hartzell Propeller features a five-year/1,500 hour warranty on all Hartzell products installed by Piper.

PILOT TRAINING

The sale of each new Piper M500 comes with a one-week pilot initial aircraft specific training course. Training for the M500 is provided by Legacy Flight Training or SimCom. The training program combines a thorough academic ground school with aircraft specific training using a PA46-500 flight training device.

From flight training to service centers, comprehensive customer care and product support are our primary priorities. With an experienced team standing by to support both owner and airplane, Piper M500 ownership comes standard with peace of mind.

Piper Aircraft, Inc. reserves the right to make changes, including, but not limited to, changes in specifications, materials, equipment and/or prices at any time without prior notice. It is the responsibility of the pilot to conduct all operations in accordance with the approved Pilot's Operating Handbook, which is the only official source of data. ©2021 Piper Aircraft, Inc.

www.piper.com



RANGE MAPS



New York to Chicago
643 nautical miles

New York to Jacksonville
720 nautical miles



Denver to Los Angeles
890 nautical miles

Denver to Seattle
749 nautical miles



London to Madrid
679 nautical miles

London to Naples
873 nautical miles

To find a service center nearest you, connect with our Dealer Network:

PIPER CUSTOMER SUPPORT HOTLINE:

Domestic: 1-877-879-0275

International: +001-772-299-2141